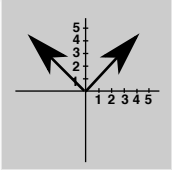
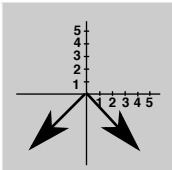
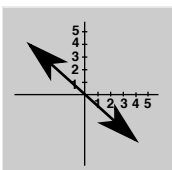
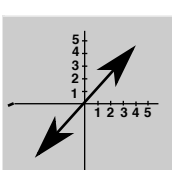
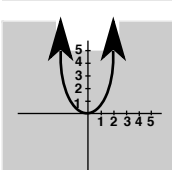
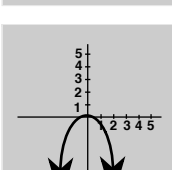
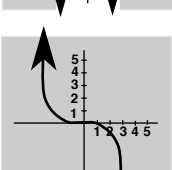


MathFLIX CHALLENGE

Labels, formulas, pictures for positive & negative graphs

Understanding graphs in algebra is often easier if we see the relationship between labels, formulas and pictures. Study the labels, formulas and pictures below and match them correctly.

LABEL	FORMULA	PICTURE
Positive Linear <i>Straight line</i>	$y = x^2$	
Negative Linear <i>Straight line</i>	$y = (-1)x^2$	
Positive Quadratic <i>Square #</i>	$y = (-1)(x^3)$	
Negative Quadratic <i>Square #</i>	$y = x^3$	
Negative Absolute Value	$y = x + 0$	
Positive Absolute Value	$y = -x + 0$	
Positive Cubic <i>Power of 3</i>	$y = x $	
Negative Cubic <i>Power of 3</i>	$y = - x $	